

Developed in the late 60s in Hawaii, USA, engineered in Japan and renowned all over the world.

Since its establishment in 1977, we, the pioneers of the grout filled rebar coupler, have developed and released the NMB Splice Sleeve.

The NMB Splice Sleeve is ideal for rebar connection in precast and cast-in-place concrete construction.

It has excellent seismic resistance, fatigue performance, and does not require any personnel with special certifications to make the connection. We are proud of the great contribution to the industry.

- The System develops the tensile and compressive strengths in excess of the specified minimum for ASTM A615 and A706, Grade 60 bars conforming to the latest ACI 318 Building Code Requirements.

- Type 1 connection: 125%  $F_y$  of grade 60 rebar
- Type 2 connection: 150%  $F_y$  of grade 60 rebar

- Sleeve iron castings conform to proprietary specification based on ASTM A536-84.

- Evaluation Report
  - ICC-ESR 3433 (SPLICE SLEEVE)



### Splice Sleeve North America, Inc.



135 N. Old Woodward Ave  
Suite 222  
Birmingham, MI 48009 USA




734.838.0420



[info@splicesleeve.com](mailto:info@splicesleeve.com)



[www.splicesleeve.com](http://www.splicesleeve.com)

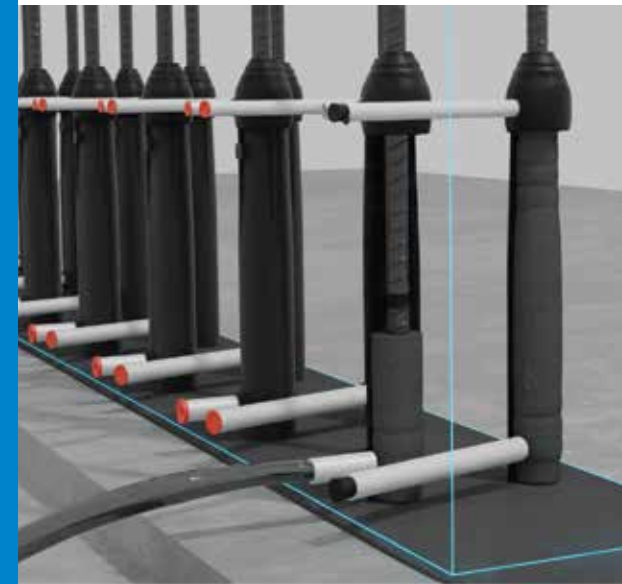


## PRECAST



NMB Splice Sleeve®

## Your Trusted REBAR Splicing Solution

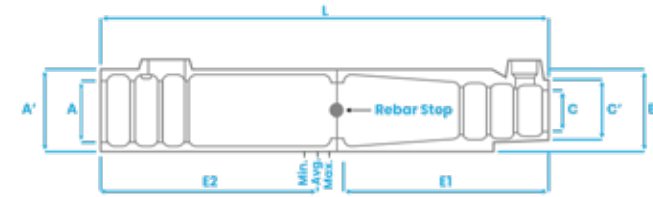


# SPLICE SLEEVE for Precast

NMB Splice Sleeve is a mechanical grouted coupler for splicing reinforcing bars which uses a cylindrical shaped sleeve filled with a portland cement based non-shrink high early strength grout.

## Features

- Ensures structural integrity.
- Provides monolithic connection.
- Eliminates field welding damage to concrete.
- Offers cost effectiveness, speed, and increased design flexibility.
- Optimizes production time.
- Epoxy and Galvanized options available.



NMB SPLICE SLEEVE										RECOMMENDED REBAR EMBEDMENT LENGTH								
Sleeve No.	Bar Diameter inch	ASTM Bar Size		Sleeve Length (L) inch (mm)	Narrow End Diameter		Max. Dia. (B) inch (mm)	Wide End Diameter			Factory Dowel (E1) inch (mm)		Total Tolerance	Field Dowel (E2) inch (mm)			Total Tolerance	SS Mortar lbs. per Sleeve (kg)
		U.S.	Metric		I.D. (C) inch (mm)	O.D. (C') inch (mm)		I.D. (A) inch (mm)	Total Tolerance inch (mm)	O.D. (A') inch (mm)	Min.	Max.		Min.	Avg.	Max.		
5U-X	0.375	#3	10 mm	9.65 (245)	0.87 (22)	1.50 (38)	1.89 (48)	1.26 (32)	0.86 (22) 0.75 (19) 0.63 (16)	1.89 (48)	4.13 (105)	4.33 (110)	0.20 (5)	4.13 (105)	4.53 (115)	4.92 (125)	0.99 (25)	1.76 (0.79) 1.51 (0.68) 1.26 (0.57)
	0.500	#4	13 mm															
	0.625	#5	16 mm															
6U-X	0.500	#4	13 mm	11.22 (285)	1.02 (26)	1.65 (42)	2.05 (52)	1.42 (36)	0.90 (23) 0.78 (20) 0.67 (17)	2.05 (52)	4.92 (125)	5.12 (130)	0.20 (5)	4.92 (125)	5.32 (135)	5.71 (145)	0.99 (25)	2.46 (1.10) 2.11 (0.94) 1.76 (0.79)
	0.625	#5	16 mm															
	0.750	#6	20 mm															
7U-X	0.625	#5	16 mm	12.80 (325)	1.14 (29)	1.77 (45)	2.36 (60)	1.73 (44)	1.10 (28) 0.94 (24) 0.86 (22)	2.36 (60)	5.71 (145)	5.91 (150)	0.20 (5)	5.71 (145)	6.11 (155)	6.50 (165)	0.99 (25)	3.71 (1.68) 3.18 (1.44) 2.65 (1.20)
	0.750	#6	20 mm															
	0.875	#7	22 mm															
8U-X	0.750	#6	20 mm	14.57 (370)	1.30 (33)	1.93 (49)	2.52 (64)	1.89 (48)	1.10 (28) 1.02 (26) 0.90 (23)	2.52 (64)	6.50 (165)	6.69 (170)	0.19 (5)	6.50 (165)	6.99 (178)	7.48 (190)	1.17 (30)	4.84 (2.19) 4.15 (1.88) 3.46 (1.57)
	0.875	#7	22 mm															
	1.000	#8	25 mm															
9U-X	0.875	#7	22 mm	16.34 (415)	1.42 (36)	2.06 (52)	2.67 (68)	2.01 (51)	1.14 (29) 1.02 (26) 0.90 (23)	2.67 (68)	7.40 (188)	7.56 (192)	0.16 (4)	7.40 (188)	7.88 (200)	8.35 (212)	1.11 (28)	5.53 (2.50) 4.74 (2.15) 3.95 (1.79)
	1.000	#8	25 mm															
	1.128	#9	28 mm															
10U-X	1.000	#8	25 mm	17.91 (455)	1.57 (40)	2.28 (58)	2.87 (73)	2.16 (55)	1.18 (30) 1.06 (27) 0.90 (23)	2.87 (73)	8.19 (208)	8.35 (212)	0.16 (4)	8.19 (208)	8.66 (220)	9.13 (232)	1.10 (28)	6.91 (3.13) 5.92 (2.68) 4.94 (2.24)
	1.128	#9	28 mm															
	1.270	#10	32 mm															
11U-X	1.128	#9	28 mm	19.49 (495)	1.73 (44)	2.40 (61)	3.03 (77)	2.32 (59)	1.22 (31) 1.06 (27) 0.94 (24)	3.03 (77)	8.98 (228)	9.13 (232)	0.15 (4)	8.98 (228)	9.45 (240)	9.92 (252)	1.09 (28)	8.42 (3.82) 7.22 (3.27) 6.02 (2.73)
	1.270	#10	32 mm															
	1.410	#11	35 mm															
A11W	1.128	#9	28 mm	19.49 (495)	1.73 (44)	2.60 (66)	3.31 (84)	2.60 (66)	1.50 (38) 1.33 (34) 1.22 (31)	3.30 (84)	8.86 (225)	9.69 (246)	0.83 (21)	8.27 (210)	8.96 (228)	9.50 (241)	2.06 (52)	9.78 (4.43) 8.38 (3.80) 6.99 (3.17)
	1.270	#10	32 mm															
	1.410	#11	35 mm															
14U-X	1.270	#10	32 mm	24.41 (620)	2.01 (51)	2.80 (71)	3.46 (88)	2.60 (66)	1.33 (34) 1.22 (31) 1.02 (26)	3.46 (88)	11.42 (290)	11.61 (295)	0.19 (5)	11.42 (290)	11.91 (303)	12.40 (315)	1.17 (30)	12.86 (5.83) 11.02 (5.00) 9.19 (4.17)
	1.410	#11	35 mm															
	1.693	#14	40 mm															